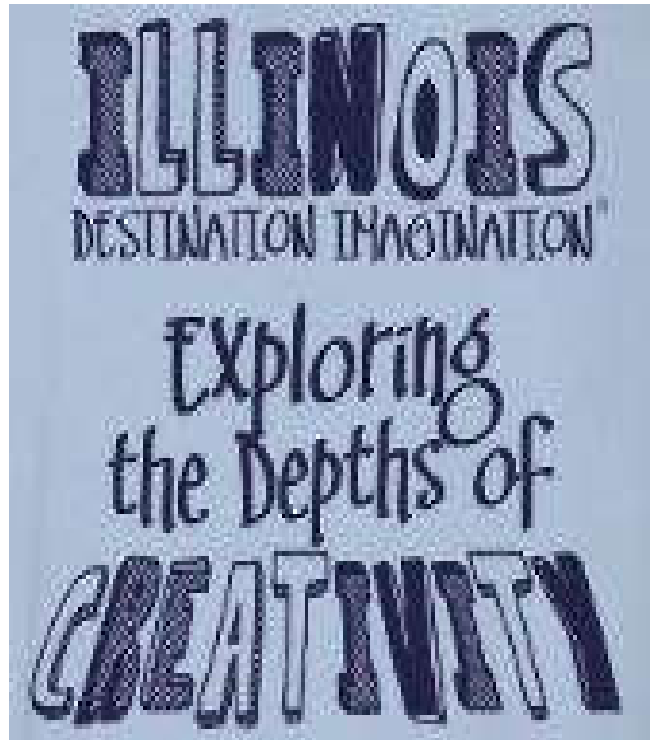


2019 Illinois
Destination
Imagination
Region 2 Tournament

Saturday,
March 9, 2019
Hadley Jr. High
Glen Ellyn, Illinois



Location: Hadley Jr. High is located on the Glen Ellyn/Wheaton border at 240 Hawthorne Boulevard, Glen Ellyn, IL 60137. Our registration/information table will be inside the main entrance, which is marked "Hadley Jr. High School" just outside of Gym B.

Directions: Hadley can be reached by Geneva Road from the North, Park Avenue and Main Street to the east in Glen Ellyn, and from President Street in Wheaton to the west. Please use your favorite mapping service to find your best route.

Parking: There is no reserved parking. The lot is first come, first served. Please obey the handicapped parking signs. Because Hadley is a Jr. High, there is not a lot of parking on the actual school grounds. However, there is plenty of parking around the school that can be used. There is **NO PARKING** on HAWTHORNE where posted. Please adhere to the signs. There is a large church parking lot ½ a block east of the school at the corner of Kenilworth and Hawthorne.

Other team parking and spectator parking will be along the streets of Wheaton on the west side of the school. Please pay close attention to the posted and special **NO PARKING** signs in Glen Ellyn and Wheaton. The streets are very narrow, and we want to allow for thru traffic.

There is a **special** exception for the **NO PARKING** signs. If you park heading north on Glencoe Street from Hawthorne, on the school-side of the street (marked: No Parking 6AM to 8PM Except Buses), please disregard the signs. The Wheaton Police will not ticket you if park on the east side of Glencoe Street on the 9th. We have been given a special pass for parking on **this side of the street only**. If you park on any other side of the street that is posted with **NO PARKING**, you might be ticketed. There is ample legal parking for all!

Time: The building will open on Saturday, March 9 at 7:00 AM. The Registration Table will open at 7:30 AM and will remain open until noon, or until the last team has checked in, whichever happens first. Sales and Information will be open from 9:00 AM until 3:00 PM. Performances begin at 8:40 AM

and will continue until 3:00 PM. The Awards Ceremony is scheduled to begin at 4:00 PM after tabulation is complete for all of the scores. We must leave the building by 5:00 PM.

Registration and Lost and Found: All teams **must** check in at the Registration Table before their first assigned time on Saturday, whether it is IC or Team Challenge.

Occasionally we have to make emergency room changes, and this information will be given to you there. Please stop by the Registration Table in the main hallway by Gym B between 7:30AM and Noon to pick up your packet. You will find participation certificates, an updated schedule (if needed), map, plus more! Most of you have already paid the fees needed to participate. If your team needs to pay any outstanding fees, you will need to pay before you participate. **Please make the checks payable to ILDI Region 2.** If your first time is after noon and you don't make it to registration before noon, the people at the sales table will have your packet.

Lost and Found: If you find something during the day, please turn it in at the registration table.

Checker Table: Did you get all the way to the tournament and realize you don't have the tournament forms? You will find additional blank forms at the Checker Table. Look for the checkered tablecloth near registration outside of Gym B.



Sales Table: The Sales table opens at 9:00 AM. The state shirts and pins feature our fun theme for this year “**Exploring the Depths of Creativity**”. We will have four colorful pins, featured throughout this letter, at \$3.00 ea. The state DI Light Blue t-shirts with the octopus and theme seen at the beginning of the letter are only \$13.00 each. We also have wonderful Raffle items to raise funds for the Illinois DI Scholarship Fund.

Many team managers pick up the Challenge pins as a gift to the team members. Challenge Pins are only \$2.00 each. And there is a pin for Team Managers too! Remember your DI day with fun pin or shirt. **Cash or check only.**

Food: ALL food and drink is to be consumed in the cafeteria only to prevent spills and additional clean-up.

There will be no food or drink sold this year in the Cafeteria. You are welcome to bring in sack lunches and coolers, or go out for fast food and bring it back. Or you and the team may take a break and eat there.



The Cafeteria is a great spot to make a tournament home for your team. There are 60 teams participating in the tournament. Please only use one table per team, share with other teams from your school, or make some new friends! The Cafeteria is on the second floor of the school and is accessed by a few sets of stairs near **Challenge C Fine Arts – Game On- Rm 134 - and Rising Stars!** and also by an elevator at the east side of the building, near the *Instant Challenge check-in* area.


Prop and Set drop off: Hadley Is currently under construction. Your entrance door might be different this year.

Please check the map at the end of this letter to see where your team enters the building and performs.

Each Challenge has a specified door for prop and set drop off and pick up. Look for the large colored flags outside each entrance, and for each challenge inside the building.

Challenge A: Technical – On Target, Challenge E: Engineering – Monster Effects Instant Challenge, and Awards Ceremony- The “Gymnasium” Door on the east end of the school- Door One - Orange

Challenge B: Scientific- Medical Mystery, Challenge C: Fine Arts – Game On , Project Outreach: Service Learning – Escape Artists, Challenge D: Improv – Heads Up, and REGISTRATION and Rising Stars!: Pop Up. The main door “Hadley Jr. High”- Door Two – Purple



There is a driveway in front of the school that should be only used to unload /load. Please utilize the driveway as quickly as possible. It is permissible for parents to assist in bringing the sets and props into the building. Once the sets, etc. are in the building, no one but the team can put them together. The Parents and Team Managers can assist in moving them into the launch area right before the presentation.

After the performance, anyone is allowed to once again assist in removing the team’s belongings from the school. Don’t destroy any part of your challenge! Your team may still move on to the next tournament, even if they are not in the top places at the awards.

Team Challenge: It is strongly recommended that the teams read the 2019 “Travel Guide for Teams” which can be downloaded from the main DI website by team managers. This guide is a very accurate description of what will happen for your challenge the day of the tournament.

Be sure to have all of your paperwork. Tournament forms are in the back of each challenge and they tell you exactly which paperwork you need to have the day of the tournament. You need 6 copies of the Tournament Data Forms, an Expense Report and the Declaration of Independence.

Computerized interactive forms are available in the Resources Area of the DI website:
<https://resources.destinationimagination.org/resources.php>


These forms are easily filled in by the team and will make it easier for the appraisal teams to get to know your team. **Hand-written forms can be hard to decipher and may make it difficult to appraise fully.** Additional blank forms will be available at the Checker table near registration.

There are no copy facilities for the teams to use at this school. Please plan accordingly.

Inside the building, teams and audience members have separate entrance hallways or doors for each challenge. Remember your set pieces must be able to fit through a standard household door. The doors will close once the team is in place to begin. Doors will re-open after the challenge is completed. Please respect the door keepers, and enter only between performances.

It is suggested that teams check in with the prep area appraiser for their challenge a minimum of 20 to 30 minutes before their challenge. *Challenge E – “Monster Effects” Engineering teams should check in their structure 1 hour before their performance time.*

Teams may bring their props and sets into the school before their presentation and place them in the hallways against the lockers. Keep to one side of the hall as noted. You should try to pick a space that is out of the way. Teams may use the restrooms near their challenge site for dressing and make-up, but be sure to bring your own tissues, towels etc. for clean-ups after the presentation. Teams must



also leave the presentation site clean for the next team. This includes cleaning up the floor if you have used anything that might shed or leave debris. You will have just a few minutes after the Appraisers talk to the team to move everything out and clean up. Please move quickly, to keep the tournament on schedule.

Instant Challenge: Every team presenting a Team Challenge will also complete an Instant Challenge. Unlike the Team Challenge, there are no spectators in Instant Challenge. The only people allowed in the room are Appraisers, Team Members, and **one** Team Manager. Check-in for Instant Challenge is located in the hall outside Rm. 201, near GYM A. There is an elevator just to the right of the stairwell for team managers and team members who require assistance. **Teams should check-in a minimum of 15-20 minutes before their Instant Challenge time.** Your team will then move to the holding room. The IC will be held on the third floor. **DO NOT DISCUSS THE INSTANT CHALLENGE** outside of private team meetings **UNTIL THE END OF MAY.** If a team is overheard discussing IC, they may be disqualified from the tournament.

Rising Stars! Instant Challenge is handled a bit differently. The teams will present their IC immediately after the team Challenge in Room 139 near their presentation site. Spectators are welcome to watch this IC only, if the team wishes them to be there.

Team Picture: Smile! We will be taking a team picture of every competitive team after they complete the Instant Challenge. These pictures will be posted after the tournament. Team members and Managers only please!

Scores: Team Challenge scores are picked up at the Challenge site by **one team member and one Team Manager.** The Challenge Master or Head Appraiser for your challenge will present the scores to you. As soon as the scores are released by the score room, they will post a notice at the Challenge site that your scores are ready to be picked up. The team has 30 minutes from the time of pick-up to ask for any clarification of objective scores only.

The Instant Challenge scores are not revealed until after the awards ceremony. Instant Challenge scores are non-questionable due to their subjective scoring components. Only the total score for Instant Challenge will be given to the teams.

All scores from the tournament will be posted on the ILDI website under Tournaments, Region 2, as soon as possible. Information concerning weight held and other information that might give assistance to other teams, will be blocked until after Global Finals.



Pre-Closing Ceremony Entertainment: We will provide dance music in the Main Gym as we prepare for the closing Ceremony beginning around 3:30. Feel free to sing and dance along. Teams should sit on the floor to make the awards processes go faster. Please leave the bleachers for adults to sit in.

Closing Ceremony: At approximately 4:00 PM we will begin our closing ceremony. We will first have the drawings for the raffle items and introduce any Rising Stars! teams in attendance. Then, we will announce the special awards: *Spirit of DI*, *Renaissance*, and *Da Vinci*, and then announce the results for the day. Medals and trophies are awarded for 1st, 2nd and 3rd place. Individuals, Teams, and Managers that are called for placing or special awards, will come up and receive their medals and trophies. We will also take another picture of the teams that place or win special awards.

NEW THIS YEAR!!! There are new guidelines for team advancement to the Affiliate Final. As usual, the teams that score the top three highest combined scores in each level, for Team Challenge and Instant Challenge, will receive a trophy and medals. However, not all teams receiving a trophy will move on to the Affiliate Final.

We have a new Region in Illinois and must adjust the numbers of teams advancing. If your Challenge and level has 1-2 teams presenting at the Regional, we will advance one team. If your Challenge and Level has 3 to 7 teams, the top two places will advance. If your Challenge and Level has 8 to 12 teams, the top three places will advance.

Additionally, if there are 8 or fewer teams in the entire Affiliate in your Level or Challenge, all teams will advance to the Affiliate. This year we have two Challenges for Middle Level and all Secondary Level Teams moving on due to this guideline. Middle Level Improv and Middle Level Service Learning will advance.

Advancing teams will be invited to present at the Affiliate Finals for Illinois that will be held on April 13th, 2019 at Northern Illinois University in DeKalb, IL. The top scoring teams from the three other regions will attend and compete with our regional qualifiers. At the Affiliate Final, we will be sending the top **two** placing teams in each challenge at each competitive level to the 2019 Global Finals to be held in Kansas City, from May 22 through 25.

Notes about Global Finals: Global Finals presentations will be four days this year with competition Wed. through Sat. to accommodate the over 1400 teams invited from around the world! The pricing and logistics for Global Finals has changed with the location change. Kansas City will be fabulous new home for Globals with enhanced performance spaces, and brand new prop storage area the teams will be encouraged to use like a convention booth/home base/educational area, and all the bells and whistles you have come to expect from a Global Finals.

The city has wonderful attractions and many great experiences for your teams. Teams will all pay the same fee to participate, \$5,500, which will cover all participants and supporter's registrations and credentials for all events for each team. No more paying extra for parents to have credentials or for housing and meals you don't want to use. Now, your team will customize your experience with your own accommodations and food choices. This is a huge step forward for Global Finals and will set us up to eventually move the event throughout the country and perhaps the world!!! What a great way to celebrate our first 20 years!!!



If you have any questions, please contact Diana Dignan at ildi.dignan@gmail.com

Thank You and Have Fun!

Diana Dignan, Regional Director and the Region
Dr. Barb Smith Morgan, Regional Tournament Director
and the Region 2 Tournament Challenge Masters and staff: Technical - Bill and Allie Morler, Scientific-
Edward Dignan, Fine Arts - Sarah Dick, Improvisational – Tina Janopoulos, Engineering - Beth Rahe,
P.O.- Jen Neidl, Rising Stars!- Linda Swearingen, Instant Challenge- Ed Rahe,
Score master - Michael Zalokar, and Photographer-Jon Morgan

HADLEY JR. HIGH



Prop and Set drop off:

Please check the map above to see where your team enters the building and performs. Please keep the sets and props against the wall marked for props. Keep one side of the hall open for a walkway.

Each Challenge has a specified door for prop and set drop off and pick up. Look for the large colored flags outside each entrance, and for each challenge inside the building.

The "Gymnasium" Door on the east end of the school **Gym A - Challenge A: Technical – On Target, Gym B - Challenge E: Engineering – Monster Effects, Instant Challenge Check - In, and Awards Ceremony- Door One - Orange**

The main door "Hadley Jr. High" **Rm. 130 - Challenge B: Scientific- Medical Mystery, Rm. 134 - Challenge C: Fine Arts – Game On, Library – LMC - Challenge D: Improv – Heads Up, Rm. 132 - Project Outreach: Service Learning – Escape Artists, Rm. 138 - Rising Stars!: Pop Up. and Main Hall - REGISTRATION Door Two - Purple**

Additional Thanks to the Hadley Jr. High Maintenance and Staff, and Glen Ellyn School District 41.